

F

Faith Lutheran College, Redlands

L



Bring Your Own Device 2018



C

R

Bring Your Own Device

Independent Purchase Guidelines

Minimum Device Specification



Technology changes quickly, and it is essential that the 'citizens of the future' are able to effectively and ethically incorporate this emerging technology into their personal and professional lives.

The College continues to place an emphasis on preparing students for contemporary learning. To maximise learning in today's technology context Faith Lutheran College, Redlands require that all students on the secondary campus have access to an appropriate digital device. All students in Years 7 – 12 are expected to bring their own device to school each day from Term 1, 2018. It is expected that these devices will meet the College's minimum specifications. As this will be the students own personal device there is the personal responsibility for purchase and arrangements around warranty, insurance and software requirements.

What is BYOD?

Bring Your Own Device program allows students to bring personal devices to school for use in academic work in the classroom. This enhances students interface with digital educational resources which in turn enhances learning and student productivity.

At Faith the BYOD policy stipulates that:
The device must meet the minimum specified standards

IT Support

As the device is a student's own personal device, students and families are personally responsible for all purchase, warranty, insurance and service arrangements.

Technical support that will be provided at the College:

- Wi-Fi connection;
- Email setup;
- Microsoft Office 2016 support;
- Adobe Creative Cloud installation support;
- Support of installation of other software that may be used by specialist teachers;



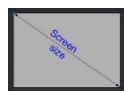




Software required

Students will need:

- Microsoft Office 2016 – all students are provided MS Office 2016 for free by the College – Instructions and download can be found on Faith's 'Student Central'
- Adobe CC suite is available for download provided for free by the College – Instructions and download can be found on Faith's 'Student Central'
- PDF reader;
- Virus Protection;
- Other software may be required for specialist subjects.

Hardware Specification

Recommended features of device:

Style of device	<ul style="list-style-type: none"> • PC • Tablet PC • Apple Mac 
CPU Requirements	<ul style="list-style-type: none"> • Intel Core M Processor or Core i3 or better • AMD Dual Core or better 
RAM	<ul style="list-style-type: none"> • 4GB or higher
HardDrive	<ul style="list-style-type: none"> • Hard drive 128GB or higher
Physical Dimensions	<ul style="list-style-type: none"> • Minimum Screen Size: 9" • Maximum Screen Size: 15" 
Operating System	<ul style="list-style-type: none"> • Microsoft Windows 10 • Mac OS Sierra – 10.12  
Wireless Capability	<ul style="list-style-type: none"> • Device must have 802.11ac and dual band 
Battery Life	<ul style="list-style-type: none"> • Advertised battery life of at least six hours 
Features	<ul style="list-style-type: none"> • Keyboard, USB port, headphone port, in-built microphone, webcam

Additional Considerations:

The following are recommendations:

Recommendations	<ul style="list-style-type: none"> • Maximum weight: 2kg • Disk configuration: Solid State Disk (SSD) • Stylus • Case • Bag
Considerations	<ul style="list-style-type: none"> • Extra warranty – consider purchasing extra warranty to reduce future repair costs as devices get used extensively • Accidental Damage Protection Insurance – devices can become lost or easily broken at school, make sure your policy covers these eventualities

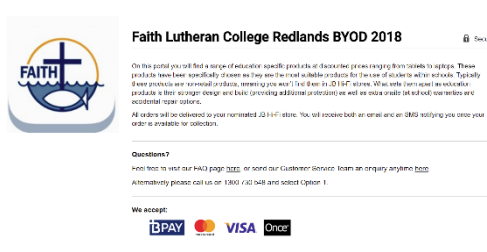
Faith Lutheran College, Redlands has a school device purchasing portal setup through JB Hi-Fi. On this portal you will find a range of education specific products at discounted prices ranging from tablets to laptops. The devices on this portal have been chosen as they are suitable for use at the College and meet the minimum requirements. During checkout, you will also have the option to choose extra Warranty and Accidental Damage Protection.

This portal is a service provided by the College, however it is not required that parents purchase devices through this vendor.



To order a device through JB Hi-Fi, follow these steps:

1. Go to www.ibeducation.com.au/byod
2. Enter school code: **faith2018**

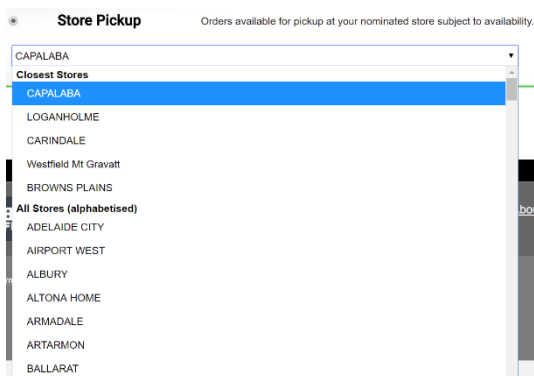


3. Choose program – 6 to 9 or 10 to 12

Select A Student Program

<input type="radio"/>	From 6 to 9	Junior/Middle School
<input type="radio"/>	From 10 to 12	Senior School

4. Choose which store suits you to pick up your order



5. Choose your items
6. Select a payment method and complete your pre-order

For any further enquiries please contact

ICT Team Leader: ICT@flcr.qld.edu.au

David Hartshorn: david.hartshorn@flcr.qld.edu.au