

# F A I T H

Faith Lutheran College, Redlands



## Bring Your Own Device 2020



# Bring Your Own Device

## Independent Purchase Guidelines

### Minimum Device Specification



Our vision for Technology in the classroom is consistent with our College vision of providing quality learning opportunities while nurturing the development of all students in a Christ-centered community. As we invite digital transformation into our classrooms, learning becomes alive, rich, relevant, engaging and timely. Through iPad use in the classroom students have the opportunity to recreate, publish, remix and innovate. It is essential that the 'citizens of the future' are able to effectively and ethically incorporate this emerging technology into both their personal and professional lives as they develop.

The College continues to place an emphasis on preparing students for contemporary learning. When technology is integrated into the classroom it fosters the skills of collaboration, communication, creativity and divergent thinking. To maximise learning in today's technology context Faith Lutheran College, Redlands (FLCR) require that all students in Years 5 and 6 have access to a personalised digital device (iPad/Tablet).

Students in Year 3 and 4, in 2020 are being given the choice to 'Bring Their Own Device' (iPad/Tablet). This is a choice and not compulsory. If you choose to bring your own device there is a list of minimum specifications in the document below. Families may purchase a device from our School Locker Portal to take advantage of discounted pricing and payment options. Families may also choose to purchase the device at other retail outlets. For students and families where this is not possible, a College device will continue to be offered.

All students in Years 5 - 12 are expected to bring their own device to school each day from Term 1, 2020. It is expected that these devices will meet the College's minimum specifications, in the Junior School the recommended device will be an iPad. As this will be the student's own personal device there is the personal responsibility for purchase and arrangements around warranty, insurance and software requirements.

#### **What is BYOD?**

Bring Your Own Device program allows students to bring personal devices to school for use in academic work in the classroom. This enhances student's interface with digital educational resources which in turn enhances learning and student productivity.

At FLCR the BYOD policy stipulates that:

- The device must meet the minimum specified standards.
- For students in Years 3 – 6 the recommended device will be an iPad, however, other android tablets may be considered as an option on a case by case basis.

#### **IT Support**

The College will provide technical support to all students in this way:

- Wi-Fi connection;
- Email setup;
- Office 365 support; and
- Support of installation of other applications that may be used.

*Please note: While IT Support will endeavour to support students as much as possible, as the device is a student's own personal equipment, any warranty, insurance and service arrangements are the responsibility of families.*

## Applications (Apps) required

Students will receive a list, in January before Term 1 commences, detailing what apps will need to be installed on their iPad via the iTunes store. In addition to this, all students will need Family Sharing set up on their iTunes account to ensure students can self manage the device throughout the school day. Support is important so the following will be offered at the start of the school year:

- Parent and Child Device set up session prior to the school year commencing. This will allow us to support installation of required apps, setting up Family sharing accounts, student email set up and connection to the college wifi.
- Student 'Boot Camp' sessions will take place in week 1 of the school year to support student set up and use of the device to prepare them for the year ahead.

## Hardware Specification

Recommended features of device:

<b>Style of device (Tablet)</b>	<input type="checkbox"/> Apple iPad (recommended) <input type="checkbox"/> Android Tablet (to be considered on an individual basis)
<b>Minimum Specifications</b>	<input type="checkbox"/> Able to run Apple operating system iOS 12 <input type="checkbox"/> 32GB or higher <input type="checkbox"/> Lightning connector for charging and accessories
<b>Wireless Capability</b>	<input type="checkbox"/> Device must have wifi capability, 3G or 4G devices are not recommended

## Additional Considerations:

The following accessories to be considered:

<b>Highly recommended</b>	<input type="checkbox"/> Protective case for the device to be housed in at all times <input type="checkbox"/> Protective carry bag/pouch for transport to and from school <input type="checkbox"/> Extra warranty – consider purchasing extra warranty to reduce future repair costs as devices get used extensively <input type="checkbox"/> Accidental Damage Protection Insurance – devices can become lost or easily broken at school, make sure your policy covers these eventualities.
<b>Optional</b>	<input type="checkbox"/> Stylus (Apple Pencil or Logitech Crayon) – if iPad model supports apple pencil

For any further enquiries please contact:

David Hartshorn (eLearning Coordinator): [david.hartshorn@flcr.qld.edu.au](mailto:david.hartshorn@flcr.qld.edu.au)

Jodi Blackwell (Head of Junior School): [hojs@flcr.qld.edu.au](mailto:hojs@flcr.qld.edu.au)

ICT Support [it.helpdesk@flcr.qld.edu.au](mailto:it.helpdesk@flcr.qld.edu.au)

# Made for learning

Get ready for the new school year with the right technology. Visit one of The School Locker stores or shop online via your school's customised portal on our website.

[THESCHOOLLOCKER.COM.AU/SCHOOLS](http://theschoollocker.com.au/schools)



## Devices Made for Education

Our technology range includes the devices and brands best suited to education. Many of these are not available in other retail stores. Visit our website to see your school approved options.



## Education Prices

Special education pricing on technology is available to Student Advantage members. Sign-up online for free at [theschoollocker.com.au/customer/account/create/](http://theschoollocker.com.au/customer/account/create/)



## Shop Online or In-Store

Try before you buy in The School Locker stores. Shop online and have your purchase delivered to your home or business address.



## Cyber Safety

Keep kids cybersafe with Family Zone software. To learn more visit [theschoollocker.com.au/familyzone](http://theschoollocker.com.au/familyzone)



## Insurance & Warranty

Include accidental damage insurance and an extended warranty with your student's technology purchase.



## Tech Service & Support

For assistance with your technology purchase or after sales support visit one of The School Locker stores or email [service@theschoollocker.com.au](mailto:service@theschoollocker.com.au)



The School Locker is proud to partner with your school community. To access your school's special price, create your Student Advantage Membership before you shop.

[THESCHOOLLOCKER.COM.AU/CUSTOMER/ACCOUNT/CREATE/](http://theschoollocker.com.au/customer/account/create/)

# Made for learning

Education Ready Devices – Helping Students Unlock Their Potential



## iPad 10.2-inch Wi-Fi 32GB 7th Gen

The most popular iPad features a larger 10.2-inch Retina display, support for Apple Pencil and the Smart Keyboard<sup>1</sup>, and the amazingly capable iPadOS. <sup>MW742X/A</sup>

### SPECIFICATIONS:

- A10 Fusion chip
- Touch ID fingerprint sensor
- 8mp back camera and 1.2mp FaceTime HD front camera
- Stereo speakers
- 802.11ac Wi-Fi
- Up to 10 hours of battery life<sup>4</sup>
- Lightning connector for charging and accessories

RRP \$529

STUDENT ADVANTAGE PRICE **\$468.43**

STUDIO 19

WEEKLY	\$5.08
MONTHLY	\$22.00

128GB MODEL - STUDENT ADV. PRICE \$605.26



## iPad Pro 11-inch Wi-Fi 256GB

The 11-inch iPad Pro features an advanced Liquid Retina display that goes edge to edge.<sup>3</sup> Face ID. A12X Bionic – the smartest and most powerful chip ever in an iPad. And support for Apple Pencil and the Smart Keyboard Folio.<sup>2</sup> It's the biggest change to iPad since iPad. <sup>MTXR2X/A</sup>

### SPECIFICATIONS:

- A12X Bionic chip
- Face ID
- 12mp back camera and 7mp TrueDepth front camera
- 802.11ac Wi-Fi
- Up to 10 hours of battery life<sup>4</sup>
- USB-C connector for charging and accessories

RRP \$1449

STUDENT ADVANTAGE PRICE **\$1340.98**

STUDIO 19

WEEKLY	\$14.77
MONTHLY	\$64.00

512GB MODEL - STUDENT ADV. PRICE \$1635.26



## Finance Options for Education Technology

The School Locker finance options for student technology includes interest free payment plans using a Latitude Finance credit card and Studio 19 lease agreements. Visit The School Locker website for more information about these options – [theschoollocker.com.au/finance-options](https://theschoollocker.com.au/finance-options). <sup>\*in-store only</sup>

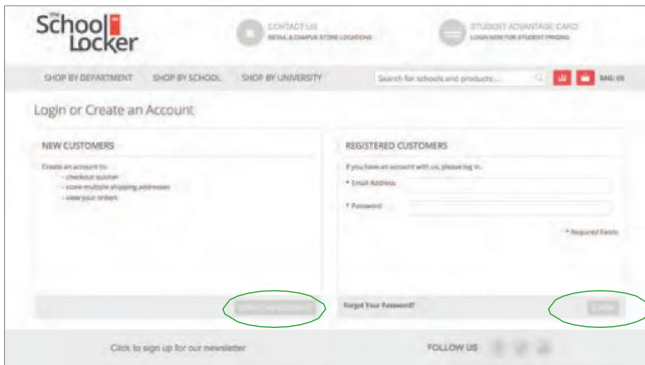
Terms and conditions apply. Product prices listed are inc GST and correct on 1 September 2019. Prices are subject to change without notice. Check portal for current pricing. Additional freight charges may apply. This offer may end without notice. Accessories are sold separately. 1 iPad (7th generation) is compatible with Apple Pencil (1st generation) and the Smart Keyboard. 2 iPad Pro (11-inch) is compatible with Apple Pencil (2nd generation) and the Smart Keyboard Folio. 3 The display has rounded corners. When measured as a rectangle, the screen is 11 inches diagonally. Actual viewable area is less. 4 Battery life varies by use and configuration; see [www.apple.com/au/batteries](http://www.apple.com/au/batteries) for more information. E&OE

Contact us on (07) 3440 9701 for assistance with your BYOD device, visit The School Locker store located at 3878 Pacific Highway, Loganholme or shop online [THESCHOOLLOCKER.COM.AU/SCHOOLS/FAITH-LUTHERAN-COLLEGE-REDLANDS](https://theschoollocker.com.au/schools/faith-lutheran-college-redlands)

# Quick guide to setting up your Student Advantage Membership online.

Get started by visiting [theschoollocker.com.au/customer/account/](https://theschoollocker.com.au/customer/account/)

## Step 1



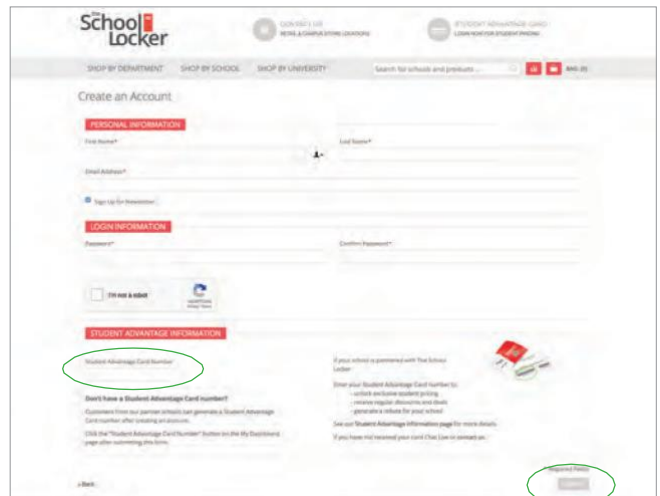
**Are you a new customer?**

Click **CREATE AN ACCOUNT** and go to **Step 2**.

**Do you have an account but need to set up your Student Advantage Membership?**

**Login** to your account using the *Registered Customers* form. Refer to **Step 3** instructions.

## Step 2



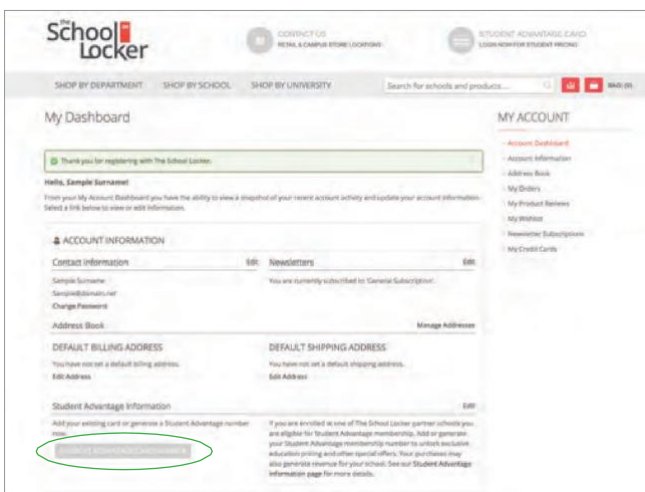
Complete the *Create an Account* form.

**If you DO have a Student Advantage number** provided by your school (via email or on a Student Advantage Card) enter it in the *Student Advantage Card Number* field and click **SUBMIT**.

That's it, you're finished. This will immediately assign your Student Advantage Number to your account so you see Student Advantage Pricing when you login.

**If you DON'T have a Student Advantage Number**, skip the *Student Advantage Information* section and click **SUBMIT**.

## Step 3

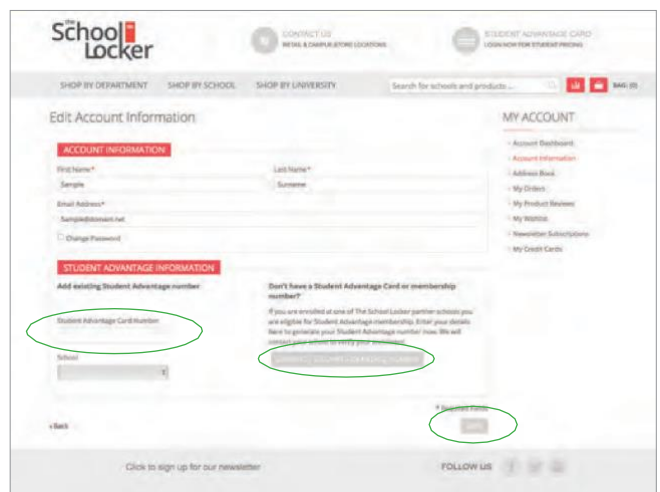


You will be re-directed to the *My Dashboard* page.

Click on the **STUDENT ADVANTAGE CARD NUMBER** button.

You will be re-directed to the *Edit Account Information* page.

## Step 4



**If you DO have a Student Advantage Number** enter it in the *Student Advantage Card Number* field and press **SAVE**.

**If you DON'T have a Student Advantage Number** click on **GENERATE STUDENT ADVANTAGE NUMBER** button.

A pop-up window will appear. Complete your details including Parent/Guardian Name, Email Address, Student Name, School and Year Level. Click **SUBMIT**.

This will immediately assign your Student Advantage Number to your account. Click **SAVE** and you will see Student Advantage Pricing each time you login.